


Dec. 1984

Test Hole #1



0'-13' Clay

13'-38' Sand + Gravel

13'-41' Sand

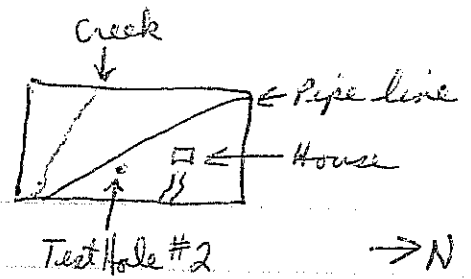
46' Sand

Test Hole #1 is approx. 200-250' from West line + 200-250' from North line.

0-13	clay	
13-38	sand + gravel	(33)
38-46	sand	

Garrett 31 ac -

Test Hole #2



0'-6' little Clay

6 1/2' washing gravel

14'-16'-18' small layers of gravel

20'-48' Med to Course Sand


48'-58' Med to Course Sand

Test Hole #2 is approx. 300' from the South fence line and 200'-250' from the East fence line.

0-6 1/2	clay
6 1/2-18	gravel
18-58	med to course sand

(51.5)

# Core Hole B-2-W



Samples at:

- 0-2 Top soil
- 2-4 soil + clay
- 4-6 Clay
- 6-8 Clay
- 8-10 Clay
- 12 Clay
- 13.5 Sand

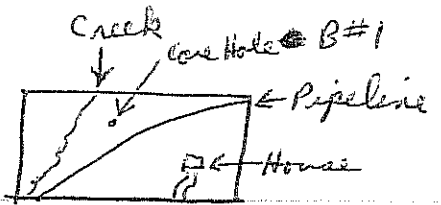
Core Hole B-2-W is approx  
200'-250' from West line  
+ 200'-250' from N line.  
(Hole B-2-W is about 30'  
from Test Hole #1)

- 18-20 sand + gravel
- 23-25 Sand + gravel
- 28-30 sand + gravel
- 33-35 sand + gravel + larger
- 38-40 sand + a little gravel
- 41 Clay
- 43-45 Clay with sand + large gravel
- 48-50 sand + clay with gravel
- 53-55 Clay
- 58-60 Clay
- 63-65 Clay few rocks
- 68-70 sand + Clay more sand than Clay

- 0-12 Top soil + clay
- 13 1/2 - 40 Sand + gravel
- 41 - 50 Sand, clay, gravel

(36 1/2)

# Core Hole B #1



Samples at:

- 0-2 Top Soil
- 2-4 Soil + Clay
- 4-6 Clay
- 6-8 Clay
- 8.5 to 10.5 hit sand
- 10.5 to 13 Gravel
- 13 to 14 Gravel
- 14 to 18 Intermittent layers of gravel
- 18 to 20 Sand + Gravel
- 23 to 24 Sand + a little gravel
- 24 to 28 Quite a bit of gravel
- 28 to 29 1/2 Fine, Med coarse sand and a little gravel
- 33 to 34 1/2 Sand + Gravel
- 36 to 38 Gravel BB size + little larger
- 38 to 39 1/2 Sand + Clay
- 43 Soft Clay + gravel pockets
- 44-45 Clay
- 46 Clay
- 48-50 Clay
- 53-55 Clay
- 58-60 Clay
- 63-65 Clay
- 67 Sandy looking
- 68-70 Sand

Core Hole B#1 is approx. 300' from South fence line + 300' from East fence line.

0-8 1/2 Top soil + clay  
 8 1/2 - 38 Sand + gravel  
 (29 1/2)